

11.1 - 11.3: DYNAMICAL SYSTEMS (CONTINUED)

We can't change the previous differential equation into a matrix equation because it is nonlinear. However, we can use similar techniques after linearizing about special solutions called *fixed points* (f.p.'s) (θ_*, ω_*) , which are points for which the object isn't moving; i.e. $\dot{\omega} = 0$ and $\dot{\theta} = 0$. This means we set the right hand side (RHS) to zero

$$\dot{\theta}_* = 0 \Rightarrow \omega_* = 0 \Rightarrow \dot{\omega}_* = -\gamma\omega_* - k \sin \theta_* = 0 \Rightarrow \theta_* = n\pi; n \in \mathbb{Z} \Rightarrow (\theta_*, \omega_*) = (n\pi, 0)$$

Now we can linearize about these fixed points. In order to do this we will use the *Jacobian* also known as the derivative matrix in 2-D.

$$J(\theta_*, \omega_*) = \begin{pmatrix} \frac{\partial f}{\partial \theta} & \frac{\partial f}{\partial \omega} \\ \frac{\partial g}{\partial \theta} & \frac{\partial g}{\partial \omega} \end{pmatrix}_{(\theta_*, \omega_*)} \tag{1}$$

For our case this will be

$$J(n\pi, 0) = \begin{pmatrix} 0 & 1 \\ -k \cos \theta & -\gamma \end{pmatrix}_{(n\pi, 0)} = \begin{pmatrix} 0 & 1 \\ \mp k & -\gamma \end{pmatrix} \text{ for } n \text{ even and odd, respectively.} \tag{2}$$

Intuitively we know that we are going to get different solutions for the frictional and frictionless case. Lets first do the frictionless case.

Frictionless Case ($\gamma = 0$). Here the fixed points are the same, but now our Jacobian is going to be slightly different

$$J(n\pi, 0) = \begin{pmatrix} 0 & 1 \\ -k \cos \theta & 0 \end{pmatrix}_{(n\pi, 0)} = \begin{pmatrix} 0 & 1 \\ \mp k & 0 \end{pmatrix} \text{ for } n \text{ even and odd, respectively.} \tag{3}$$

Then we look for the eigenvalues for our two fixed point cases.

n even. When n is even we have

$$\begin{vmatrix} -\lambda & 1 \\ -k & -\lambda \end{vmatrix} = 0 \Rightarrow \lambda^2 = -k \Rightarrow \lambda = \pm\sqrt{-k} = \pm i\sqrt{k} \tag{4}$$

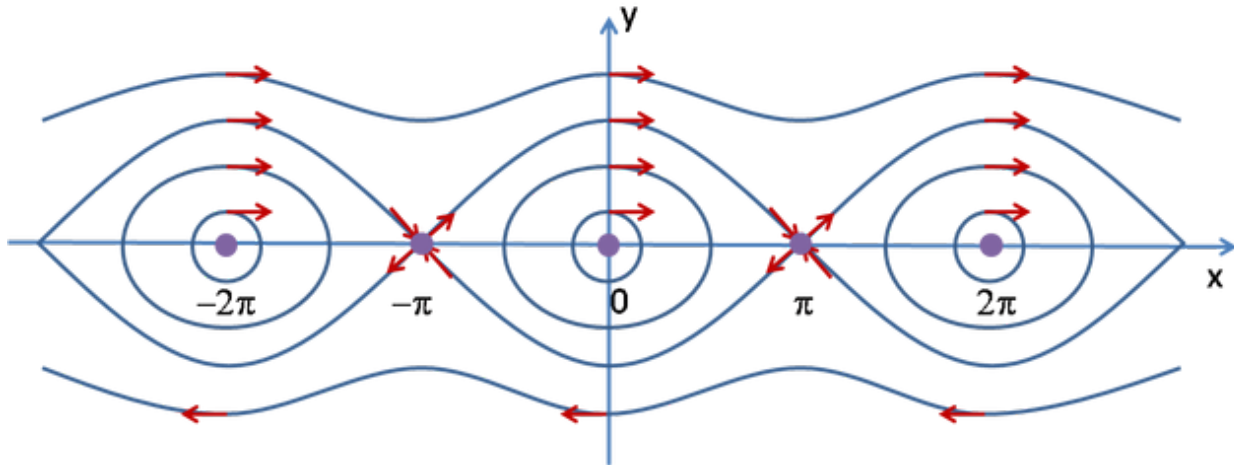
This is what's called a *center* fixed point, and this admits oscillatory solutions since we have complex conjugate eigenvalues without a real part; i.e. pure sines and cosines.

n odd. When n is odd we have

$$\begin{vmatrix} -\lambda & 1 \\ k & -\lambda \end{vmatrix} = 0 \Rightarrow \lambda^2 = k \Rightarrow \lambda = \pm\sqrt{k} \tag{5}$$

This is called a *saddle* fixed point, and this admits exponentially decaying solutions in one direction and exponentially expanding solutions in the other direction.

Now we can sketch what's called a *phase portrait* also called a *phase plane diagram*. This is a vector field in (θ, ω) space. This is a way we can visualize how the position and velocity of solutions are related. The phase portrait for the frictionless pendulum is going to look as such When two saddle fixed points are connected it is called a *heteroclinic orbit*. And if a saddle is connected to itself it's called a *homoclinic orbit*. Attached to the email are videos of the different solutions about the center fixed point getting closer to the heteroclinic orbit. The video doesn't, however, show the heteroclinic solution because it takes infinitely long to go from one saddle point to the other. It also doesn't show the solutions away from the heteroclinic orbit, which correspond to a pendulum with so much initial energy that it just moves around in circles forever.



Frictional Case ($\gamma > 0$). Now let's look at the frictional case. For this case I won't sketch the full phase portrait. I will just show the local vector field around the fixed point just so I can define the various types of stability. From (2) we have two cases of n . Let's first look at the odd n 's

n odd. When n is odd we have

$$\begin{vmatrix} -\lambda & 1 \\ k & -\gamma - \lambda \end{vmatrix} = \lambda^2 + \gamma\lambda - k = 0 \Rightarrow \lambda = \frac{1}{2} \left(-\gamma \pm \sqrt{\gamma^2 + 4k} \right). \quad (6)$$

Notice that the discriminant here is always positive, also $\sqrt{\gamma^2 + 4k} > \gamma$, which means for $+\sqrt{\gamma^2 + 4k}$ it is exponentially expanding and for $-\sqrt{\gamma^2 + 4k}$ it is exponentially decaying. So the fixed point when n is odd is a *saddle* fixed point. We already know the sketch of a saddle so I won't sketch it here.

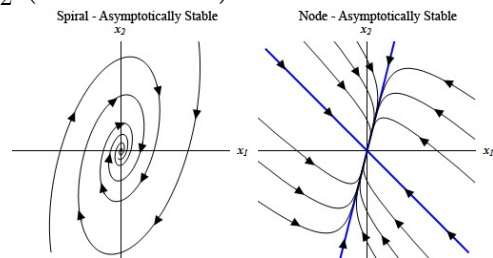
n even. When n is even we have

$$\begin{vmatrix} -\lambda & 1 \\ -k & -\gamma - \lambda \end{vmatrix} = \lambda^2 + \gamma\lambda + k = 0 \Rightarrow \lambda = \frac{1}{2} \left(-\gamma \pm \sqrt{\gamma^2 - 4k} \right). \quad (7)$$

Notice that this has two cases. Either the discriminant is negative or positive.

$\gamma^2 - 4k < 0$. For this case we get complex conjugate eigenvalues, but notice that the real part is negative. This means we will get decaying oscillatory solutions, and the fixed point is called a *stable spiral*.

$\gamma^2 - 4k > 0$. For this case we get negative real solutions since $\sqrt{\gamma^2 - 4k} < \gamma$. This means we get decaying solutions, and the fixed point is called a *stable node*.



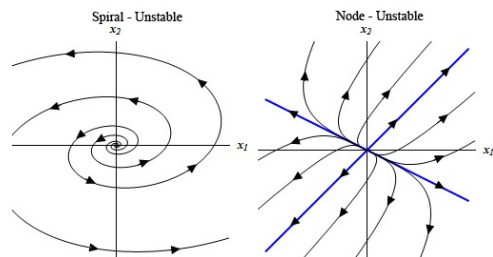
Forced Case ($\gamma < 0$). There is one more case. What if γ is negative. Then this isn't damped anymore, it's actually forced. We still have the even and odd cases, but now the real part will always be positive.

n odd. When n is odd we have a saddle fixed point again since we have both positive and negative real eigenvalues because $\sqrt{\gamma^2 + 4k} > \gamma$, so for $+\sqrt{\gamma^2 + 4k}$ it is exponentially expanding and for $-\sqrt{\gamma^2 + 4k}$ it is exponentially decaying.

n even. When n is even we have the same positive or negative discriminant, except now we have positive real parts.

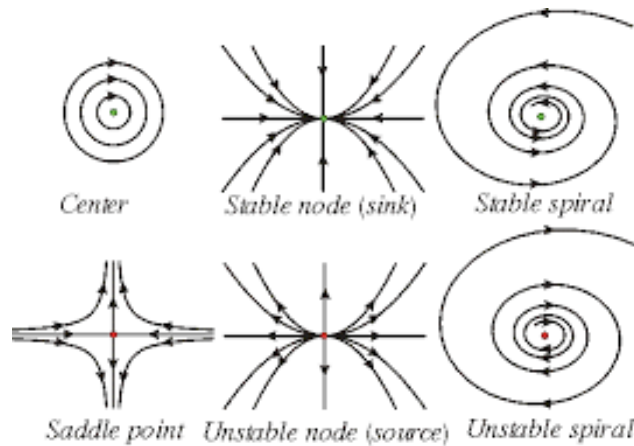
$\gamma^2 - 4k < 0$. For this case we get complex conjugate eigenvalues, but notice that the real part is positive. This means we will get expanding oscillatory solutions, and the fixed point is called an *unstable spiral*.

$\gamma^2 - 4k > 0$. For this case we get positive real solutions since $\sqrt{\gamma^2 - 4k} < \gamma$. This means we get expanding solutions, and the fixed point is called an *unstable node*.

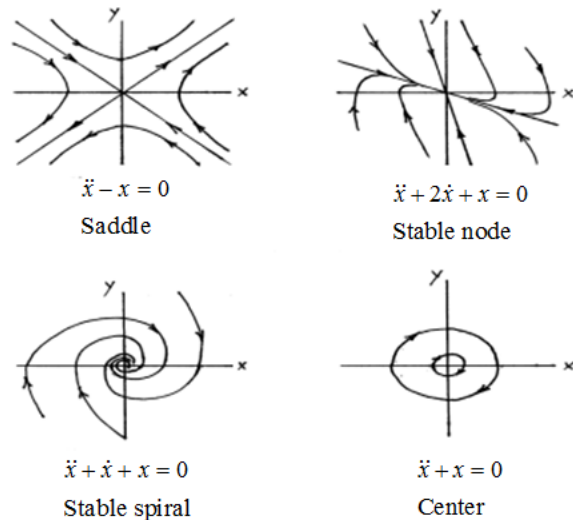


Summary. We can summarize all of this in this table. There are other cases called *borderline* cases, but lets not worry about that for this class.

Case	Eigenvalue	Description
Stable Node	$\lambda_{1,2} < 0$	Exponential Decay
Unstable Node	$\lambda_{1,2} > 0$	Exponential Expansion
Stable Spiral	$\lambda_{1,2} = \xi \pm i\theta$ where $\xi < 0$	Oscillatory Decay
Unstable Spiral	$\lambda_{1,2} = \xi \pm i\theta$ where $\xi > 0$	Oscillatory Expansion
Center	$\lambda_{1,2} = \pm i\theta$	Pure Oscillations
Saddle	$\lambda_1 < 0$ and $\lambda_2 > 0$	Exponential Decay in one direction and Exponential Expansion in the other



And here is another picture of the the types of fixed points when they don't line up perfectly with the axes:



EXAM TYPE EXAMPLES

Ex: Lets do a couple of really simple example that you will definitely not see on the exam just to solidify some concepts. These concepts in 1-D will expand to 2-D, but in 1-D we only have three cases, whereas in 2-D we have six main cases and three borderline cases. In this class we won't go over borderline cases.

- (a) Consider $\frac{dx}{dt} = \dot{x} = f(x) = -x$. Clearly the fixed point is $x = 0$, but is it stable or unstable? Well, if $x > 0$ the ODE will pull it back to zero, and if $x < 0$ it will also go back to zero. So this fixed point is *stable*. Another way we can show this is by taking the derivative, $f'(x_* = 0) = -1 < 0$.
- (b) Now consider $\frac{dx}{dt} = \dot{x} = f(x) = x$. The fixed point is $x = 0$ again, but now it's *stable* since a point starting off the fixed point will want to go away from it. Also, $f'(x_* = 0) = 1 > 0$.
- (c) We can also have something that is bi-stable. Consider $\frac{dx}{dt} = \dot{x} = f(x) = x^2$. Then for $x > 0$ the trajectory diverges from zero, but for $x < 0$ the trajectory goes towards zero. We'll notice that $f'(x_* = 0) = 0$, so linear stability analysis fails here; i.e. the derivative test is not enough to tell us anything about stability. Notice that $\frac{dx}{dt} = \dot{x} = f(x) = x^3$, also has a fixed point at zero with a zero derivative, but this is stable.

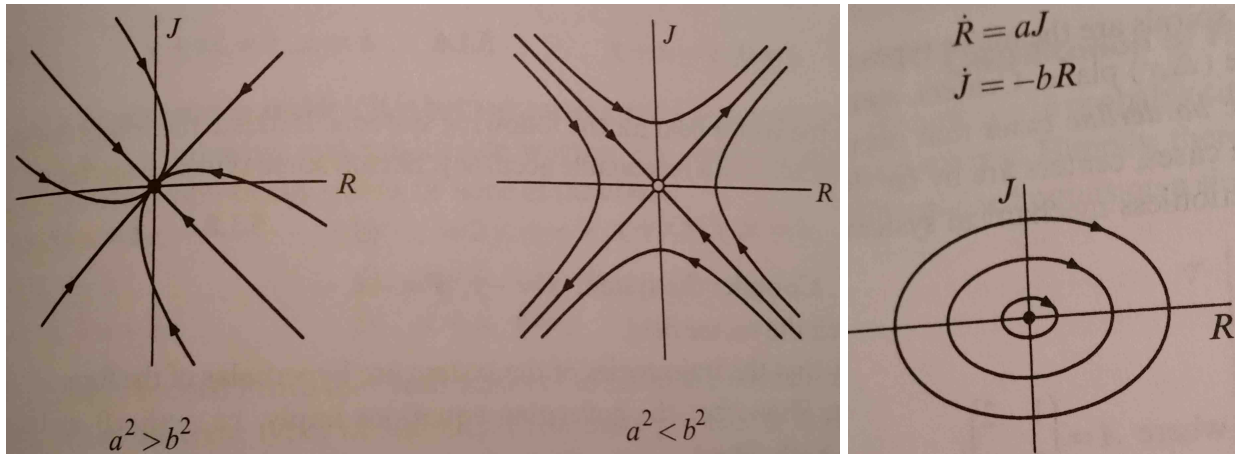
Ex: Now lets look at a 2-D example with linear equations. Fun fact: this is a model for love affairs written by Strogatz 1988.

$$\begin{aligned} \dot{x} &= ax + by \\ \dot{y} &= bx + ay; \quad a < 0, b > 0 \end{aligned} \quad (8)$$

Lets first find the fixed points: $ax_* + by_* = 0$; $bx_* + ay_* = 0 \Rightarrow x_* = y_* = 0$. You can convince yourself of this by either Gaussian elimination or simultaneous equations. Then we find the eigenvalues

$$J(x_*, y_*) = \begin{vmatrix} a & b \\ b & a \end{vmatrix} \Rightarrow \begin{vmatrix} a - \lambda & b \\ b & a - \lambda \end{vmatrix} = \lambda^2 - 2a\lambda + a^2 - b^2 = 0 \Rightarrow \lambda = \frac{1}{2} \left(2a \pm \sqrt{4a^2 - 4a^2 + 4b^2} \right) = a \pm b.$$

Since $a < 0$ and $b > 0$ we have two cases: $|a| > |b|$: $\lambda_{1,2} < 0$ and $|a| < |b|$: $\lambda_1 = a - b < 0$, $\lambda_2 = b - a > 0$. These two cases are illustrated in the figures below (left). Now, we could use eigenvectors to get the precises direction of the trajectories, but these problems are simple enough that we can forgo using eigenvectors and just think of the vector field near the fixed point.



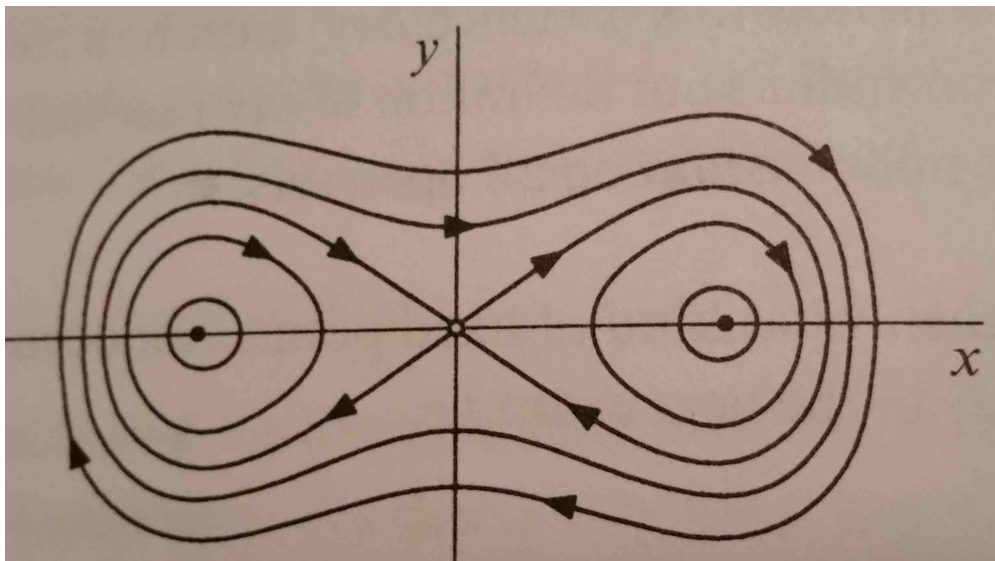
Ex: Lets look at a simpler version of the above equation

$$\begin{aligned} \dot{x} &= ay \\ \dot{y} &= -bx; \quad a, b > 0 \end{aligned} \quad (9)$$

Clearly the fixed point is $(x_*, y_*) = (0, 0)$. For the eigenvalues we have

$$J(x_*, y_*) = \begin{vmatrix} 0 & a \\ -b & 0 \end{vmatrix} \Rightarrow \begin{vmatrix} -\lambda & a \\ -b & -\lambda \end{vmatrix} = \lambda^2 + ab = 0 \Rightarrow \lambda = \pm i\sqrt{ab}.$$

So this fixed point is a center with the phase portrait on the right.



Ex: Here is a concrete example somewhat similar to the one on the exam, except this problem is actually more difficult than the one that will be on the exam. The problem is exactly the way it will look on the exam except with a different ODE, so hope it helps.

Consider the ODE

$$\begin{aligned} \dot{x} &= y \\ \dot{y} &= x - x^3 \end{aligned} \tag{10}$$

(a) Find all fixed points.

Solution: $\dot{x} = 0 \Rightarrow y = 0$ and $\dot{y} = 0 \Rightarrow x - x^3 = x(1 - x^2) = x(1 - x)(1 + x) = 0 \Rightarrow x = 0, \pm 1$, so the three fixed points are $(x_*, y_*) = (0, 0), (-1, 0), (1, 0)$.

(b) Linearize about the fixed points.

Solution: First we compute the Jacobian,

$$J(x_*, y_*) = \begin{pmatrix} 0 & 1 \\ 1 - 3x_*^2 & 0 \end{pmatrix} \Rightarrow J(0, 0) = \begin{pmatrix} 0 & 1 \\ 1 & 0 \end{pmatrix}; \quad J(\pm 1, 0) = \begin{pmatrix} 0 & 1 \\ -2 & 0 \end{pmatrix}$$

(c) Find the eigenvalues of the linearized system.

Solution: For $(x_*, y_*) = (0, 0)$ we have

$$\begin{vmatrix} -\lambda & 1 \\ 1 & -\lambda \end{vmatrix} = \lambda^2 - 1 = 0 \Rightarrow \lambda = \pm 1$$

And for $(x_*, y_*) = (\pm 1, 0)$ we get

$$\begin{vmatrix} -\lambda & 1 \\ -2 & -\lambda \end{vmatrix} = \lambda^2 + 2 = 0 \Rightarrow \lambda = \pm i\sqrt{2}$$

(d) State the stability of each fixed point.

Solution: $(x_*, y_*) = (0, 0)$ is a saddle fixed point since $\lambda_1 = -1 < 0$ and $\lambda_2 = 1 > 0$. $(x_*, y_*) = (\pm 1, 0)$ are centers since λ is a complex conjugate with zero real part.

(e) Sketch the phase portrait.

Solution: This has a homoclinic orbit unlike in the pendulum that had a heteroclinic orbit, because there is only one saddle point and the trajectory comes out of the saddle point back into the saddle point. The figure is below: